


Saraswati Saree Depot Ltd

RESTATED STATEMENT OF ASSETS AND LIABILITIES

		Annexure	As at 31.03.2023	As at 31.03.2022	Annexure A As at 31.03.2021
ASSETS					
A.	Non-current assets				
	(a) Property, plant and equipment	1	30.71	31.93	-
	(b) Financial Assets				
	(i) Investments	2	35.00	-	-
	(ii) Loans	3	2.33	0.05	-
	(iii) Others	4	-	-	-
	(c) Other non-current assets				
	Sub total-Non current assets (A)		68.04	31.98	0.03
B.	Current assets				
	(a) Inventories	5	928.05	757.50	-
	(b) Financial Assets				
	(i) Trade receivables	6	656.49	688.25	-
	(ii) Cash and Cash Equivalents	7	190.49	172.32	1.00
	(iii) Bank balances other than (ii) above				
	(iv) Loans				
	(v) Others				
	(c) Current tax assets (Net)	8	1.20	4.03	-
	(c) Other current assets				
	Sub total current assets (B)	9	44.26	45.23	-
C.	Non-current assets classified as held for sale		1,820.49	1,667.33	1.00
	Sub total current assets (C)		-	-	-
	Total (A+B+C)		1,888.53	1,699.31	1.02
EQUITY AND LIABILITIES					
A.	Equity				
	(a) Equity Share capital	10	1.00	1.00	1.00
	(b) Other Equity	11	352.82	123.08	0.00
	(c) Amount Received for Equity Allotment				
	Sub total-Equity (A)		353.82	124.08	1.00
B.	Liabilities				
(1)	Non-current liabilities				
	(a) Financial Liabilities				
	(i) Borrowings		-	-	-
	(ia) Lease Liabilities		-	-	-
	(ii) Other financial liabilities		-	-	-
	(b) Provisions		-	-	-
	Sub total-Non current liabilities (B)		-	-	-
(2)	Current liabilities				
	(a) Financial Liabilities				
	(i) Borrowings				
	(ia) Lease Liabilities	12	414.29	665.18	-
	(ii) Trade Payables				
	(A) Towards micro and small enterprises				
	(B) Towards others	13	-	-	-
	(iii) Other financial liabilities	14	1,084.54	882.00	-
	(b) Other current liabilities	15	24.36	25.24	-
	(c) Provisions	16	8.32	1.32	-
	(d) Current Tax Liabilities (Net)		3.21	0.49	0.03
	Sub total- Current liabilities (C)		1,534.71	1,575.23	0.03
	Total (A+B+C)		1,888.53	1,699.31	1.02
NOTES TO THE FINANCIAL STATEMENTS		26	0.00	0.00	-

The Notes referred to above form an integral part of the Statement of Assets and Liabilities
As per our report of even date

For **SANJAY VHANBATTE & CO**
Chartered Accountants
Firm Reg. No : 112996W



SANJAY MADHUKAR VHANBATTE
PROPRIETOR
Membership No. : 044808

For Sanjay Vhanbatte & Co.
Chartered Accountants

PLACE: KOLHAPUR
Date: 20/06/2023
UDIN: 23044808BCUGFK7867

S. M. Vhanbatte
Proprietor
M. No. 044808

FOR SARASWATI SAREE DEPOT LIMITED

Shanker Dulhani
Shanker Dulhani
Director
DIN: 01810022

Nikhil Dulhani
Nikhil Dulhani
CFO
DIN: 06404473

Mahesh Dulhani
Mahesh Dulhani
Director
DIN: 01810089

Vinod Dulhani
Vinod Dulhani
Managing Director
DIN: 09105157

Ruchika Gheeya
Ruchika Gheeya
Company Secretary

Saraswati Saree Depot Ltd

RESTATED STATEMENT OF PROFIT AND LOSS

Sr. No	Particulars	Annexure	Annexure B		
			Figures for 2022-23	Figures for 2021-22	Figures for 2020-21
I	Revenue from operations	17			
II	Other income	18	6,018.91	5,495.76	0.00
III			16.27	7.32	0.00
IV	Expenses:		6,035.18	5,503.08	0.00
	III. Total Income (I+II)				
	Purchase of Stock-in-Trade	19	5,425.05	5,678.01	0.00
	Cost of materials consumed	20	54.34	49.95	0.00
	Changes in inventories of finished goods, work-in-progress and Stock-in-Trade	21			
	Employee Benefit Expense	22	-170.55	-757.50	0.00
	Financial Costs	23	99.44	96.73	0.00
	Depreciation and Amortization Expense	24	38.14	44.89	0.00
	Other Expenses	25	9.94	6.00	0.00
	Total Expenses (IV)		270.10	220.10	0.00
V	Profit before exceptional items and tax		5,726.46	5,338.19	0.00
VI	Exceptional Items	(III - IV)	308.72	164.89	(0.00)
VII	Profit before tax (VII - VIII)			0.00	0.00
VIII	Tax expense:		308.72	164.89	(0.00)
	(1) Current tax				
	(2) Deferred tax				
	(3) Short / (Excess) Provision for Earlier Years		78.98	41.81	0.00
IX	Profit/(Loss) from the period from continuing operations		0.00	0.00	0.00
X	Profit/(Loss) from discontinuing operations	(VI)	0.00	0.00	0.00
XI	Tax expense of discontinuing operations		229.74	123.08	(0.00)
XII	Profit/(Loss) from Discontinuing operations (XII - XIII)		0.00	0.00	0.00
XIII	Profit/(Loss) for the period (XI + XII)		0.00	0.00	0.00
XIV	Other Comprehensive Income		229.74	123.08	(0.00)
	A i) Items that will not be reclassified to profit or loss				
	ii) Income Tax relating to items that will not be reclassified to profit or loss				
	B i) Items that will be reclassified to profit or loss				
	ii) Income Tax relating to items that will be reclassified to profit or loss				
XV	Total Comprehensive Income for the period (XIII+XIV) (Comprising Profit (Loss) and Other Comprehensive Income for the period)		0.00	0.00	0.00
XVI	Earning per equity share (for discontinued and continuing operations):		229.74	123.08	(0.00)
	(1) Basic		6.94	3.72	(0.00)
	(2) Diluted		6.94	3.72	(0.00)
	SIGNIFICANT ACCOUNTING POLICIES & NOTES TO ACCOUNTS	26			

Notes referred to above form an integral part of Statement of Profit & Loss
This is the Profit & Loss Statement referred to in our Report of even date.

For **SANJAY VHANBATTE & CO**
Chartered Accountants
Firm Reg. No. : 112996W

For Sanjay Vhanbatte & Co.
Chartered Accountants

FOR SARASWATI SAREE DEPOT LIMITED

SANJAY MADHUKAR VHANBATTE
PROPRIETOR
Membership No.: 044808

S. M. Vhanbatte
Proprietor
M. No. 044808

Shankar Dulhani
Director
DIN: 01810022

Nikhil Dulhani
CFO
DIN: 06404473

Mahesh Dulhani
Director
DIN: 01810089

PLACE: KOLHAPUR
Date: 20/06/2023
UDIN: 23044808BGUGFK7867



Vinod Dulhani
Managing Director
DIN: 09105157

Ruchika Gheeya
Company Secretary

Saraswati Saree Depot Ltd

RESTATED STATEMENT OF CASH FLOW

Annexure C

	For the Year ended 31.03.2023		For the Year ended 31.03.2022		For the Year ended 31.03.2021	
A. CASH FLOW FROM OPERATING ACTIVITIES						
Net Profit(Loss) before tax		308.72		164.89		0.00
Ordinary Items						
Adjustment for:						
Depreciation						
Dividend	9.94		5.98			
Profit(Loss) on sale of Investments	-		-			
Profit (Loss) on Sale of Other Assets	-		-			
Interest Expenses : NET	-		0.06			
Operating Profit before Working Capital Changes	38.14	48.08	44.89	50.81		
Adjustment for:		356.80		215.70		0.00
Changes In Inventory						
Trade Receivables	170.55		757.50			
Other Current Assets	38.29		694.78			
Other Current Liability	3.80		90.64			
Current Tax Liability Net	8.84		83.16		0.03	
Trade Payable	2.28		0.03		0.03	
Cash Generated from Operations	196.01	74.11	888.53	571.20		0.00
Direct Taxes Refund/(Paid)		430.90		355.50		0.00
Cash Flow before Extraordinary Item		78.98		41.81		
Extraordinary Items		351.92		397.31		0.00
NET CASH FROM/(USED IN) OPERATING ACTIVITIES	A	351.92	A	397.31	A	0.00
B. CASH FLOW FROM INVESTING ACTIVITIES						
Sale (Purchase) of Fixed Assets:NET		8.72		37.85		
Sale/(Purchase)of Investments: Net		35.00				
Dividends						
Profit/(Loss) on Sale of Investment						
NET CASH FROM/(USED IN) INVESTING ACTIVITIES	B	43.72	B	37.85	B	
C. CASH FLOW FROM FINANCE ACTIVITIES						
Proceeds from Issue of Share Capital						1.00
Premium on Issue of Share Capital						
Loans and Advances from Directors						
Proceeds from Long Term Borrowings		119.72		294.67		
Proceeds from Short Term Borrowings						
Interest Income (Expenses):NET		132.17		356.69		
NET CASH FROM/(USED IN) FINANCE ACTIVITIES	C	290.03	C	606.47	C	1.00
NET INCREASE(DECREASE) IN CASH AND CASH EQUIVALENTS (A + B + C)		18.17		171.32		1.00
OPENING BALANCE OF CASH AND CASH EQUIVALENTS		172.32		1.00		1.00
CLOSING BALANCE OF CASH AND CASH EQUIVALENTS		190.49		172.32		1.00
		0.00		0.00		

As per our Report of even date attached
For Sanjay Vhanbatte & Company
Chartered Accountants
Firm Reg. No : 112996W

For Sanjay Vhanbatte & Co.
Chartered Accountants

FOR SARASWATI SAREE DEPOT LIMITED

SANJAY MADHUKAR VHANBATTE
PROPRIETOR
Membership No. : 044808

S. M. Vhanbatte
Proprietor
M. No. 044808

Shankar Dulhani
Director
DIN: 01810022

Nikhil Dulhani
CFO
DIN: 06404473

Mahesh Dulhani
Director
DIN:01810089

PLACE: KOLHAPUR
Date: 20/06/2023
UDIN: 23044808BGUGFK7867



Vinod Dulhani
Managing Director
DIN:09105157

Ruchika Gheeya
Company Secretary

CAPITALISATION STATEMENT

Particulars	Pre-issue	Post-issue
Borrowings		
Short term debt (A)	414.29	[•]
Long term debt (B)	-	[•]
Total debts (C)	414.29	[•]
Shareholders' funds		
Share capital	1.00	[•]
Other equity	352.82	[•]
Total shareholders' funds (D)	353.82	[•]
Ratios:		
Non-Current Debt to Equity (B / D)	-	[•]
Total Debt to Equity (C / D)	1.17	[•]



Saraswati Saree Depot Ltd

Notes Forming Part of the Restated Summary Statement of Profit & Loss

Details of Revenue from Operations as Restated

Sr. No	Particulars	Annexure 17		
		2022-23	2021-22	2020-21
1	Sales (inclusive of GST)	6,626.16	5,991.58	-
	Less: Discount Claim Sale			
	Less: Goods Return (inclusive of GST)	- 302.28	- 217.77	-
	LESS: GST			
	Total	- 304.97	- 278.05	-
		6,018.91	5,495.76	-

Details of Other Income as Restated

Sr. No	Particulars	Annexure 18		
		2022-23	2021-22	2020-21
	Interest Income			
1	Interest Received from Customers	4.39	0.80	-
2	Interest Received on Term Deposits	6.04	1.65	-
3	Interest On Deposits - Other	1.11	-	-
	Other Non-operating income			
3	Incentive Received			
4	Bank Charges Collected	4.69	4.57	-
5	Freight Outward	0.03	0.02	-
		0.01	0.22	-
6	Profit on Sale of Fixed Assets	-	-	-
	Total	-	0.06	-
		16.27	7.32	-

Details of Purchase of Stock-in-Trade as Restated

Sr. No	Particulars	Annexure 19		
		2022-23	2021-22	2020-21
1	Purchases	5,698.25	5,848.24	-
	Less : Debit Notes	-	- 170.24	-
	Total	5,425.05	5,678.01	-

Details of Cost of material as Restated

Sr. No	Particulars	Annexure 20		
		2022-23	2021-22	2020-21
a)	PURCHASES OF RAW MATERIALS AND STORES			
	Freight Expenses	50.52	43.22	-
	Expenses for Purchases	3.29	2.88	-
	Saree Processing & Work Exp	-	3.29	-
	Majuri Exp	0.54	0.56	-
	Total	54.34	49.95	-

Details of Changes in Inventories as Restated

Sr. No	Particulars	Annexure 21		
		2022-23	2021-22	2020-21
	STOCK IN TRADE			
1	Opening Stock	757.50	-	-
2	Closing Stock	928.05	757.50	-
		- 170.55	- 757.50	-
	Total	- 170.55	- 757.50	-



Saraswati Saree Depot Ltd

Notes Forming Part of the Restated Summary Statement of Profit & Loss

Details of Employment Benefit Expenses as Restated

Sr. No	Particulars	2022-23	2021-22	2020-21
1	Salaries	24.02	40.29	-
2	Salary To Directors	15.60	53.58	-
3	Bonus / Ex-Gratia	59.32	2.49	-
4	Contribution For ESI Fund	0.25	0.24	-
5	Contribution To L.W. Fund	0.00	0.00	-
6	Contribution To Providend Fund	0.21	0.10	-
7	PF Admin & Edlis Charges	0.03	0.02	-
	Total	99.44	96.73	-

Annexure 22

Details of Finance Costs as Restated

Sr. No	Particulars	2022-23	2021-22	2020-21
1	Interest on Unsecured Loan	38.14	44.89	-
	Total	38.14	44.89	-

Annexure 23

Details of Depreciation & Amortised Cost as Restated

Sr. No	Particulars	2022-23	2021-22	2020-21
1	Depreciation	9.94	5.98	-
2	Preliminary Expenses Written Off	-	0.03	-
	Total	9.94	6.00	-

Annexure 24

Details of Other Expenses as Restated

Sr. No	Particulars	2022-23	2021-22	2020-21
1	Audit Fees	0.53	0.50	0.00
2	Advertisement	3.02	2.68	-
3	Bank Charges & Commission	1.74	1.18	0.00
4	Canteen Lodging & Boarding Expences	5.63	4.07	-
5	Charity & Donation	0.43	0.61	-
6	Computers Maintanance	1.19	1.06	-
7	Consultancy	0.33	-	-
8	Contract Charges For Cash Management	0.61	0.45	-
9	Contract Charges For Helpers & Others	51.55	43.06	-
10	Contract Charges For Security Gaurd Exps	0.50	0.76	-
11	Contract Charges For Shop Cleaning Exps	1.57	1.36	-
12	Conveyance Expances	0.06	0.03	-
13	Discount On Sales	95.91	67.92	-
14	Electrical Charges	6.99	5.40	-
15	Flat Rent	0.79	0.44	-
16	Generator Diesel & Maintanance	0.46	0.39	-
17	Godown Rent	0.38	0.67	-
18	Legal Charges	0.27	-	-
19	Municipal Tax	0.35	0.20	-
20	Packing Expences	21.14	19.60	-
21	Postage & Telegrams	0.28	0.15	-
22	Printing And Stationary	1.67	1.51	-
23	Profession Tax (PTEC)	0.00	0.00	-
24	Professional Fees	1.48	-	-
25	Repairs & Maintanance - Building	0.98	0.65	-
26	Repaury & Maintanance - Other	0.49	0.24	-


Annexure 25



Saraswati Saree Depot Ltd

Notes Forming Part of the Restated Summary Statement of Profit & Loss

27	Roc Filing Expenses	0.00	0.01	-
28	Sales Commission.	2.26	3.30	-
29	Saree Designing Charges	2.40	1.20	-
30	Shop Expenses	2.83	2.27	-
31	Shop Insurance	0.51	0.26	-
32	Shop Rent	51.91	52.86	-
33	Software Maintanance	0.70	1.03	-
34	Staff Welfare	1.38	0.97	-
35	Telephone And Mobile Exp	0.46	0.27	-
36	Trademark Registration	0.10	0.15	-
37	Traveling Expences	1.73	1.00	-
38	Fastag Expenses	0.06	0.02	-
39	Motar Car Expenses	4.29	2.63	-
40	Motar Car Insurance	0.62	0.26	-
41	Other Motar Cars Expense	0.21	0.18	-
42	Other Vehicle Insurance	0.08	0.05	-
43	Other Vehicle Maintanance	0.50	0.67	-
44	GST Exp	-	0.00	-
45	Interest on TDS	0.03	0.03	-
46	CSR Expense	1.65	-	-
Total		270.10	220.10	0.00




Saraswati Saree Depot Ltd

Notes Forming Integral Part of the Restated Statement of Assets and Liabilities

Details of Share Capital as Restated

Annexure 10

Sr. No	Particulars	31.03.2023	31.03.2022	31.03.2021
1	AUTHORIZED CAPITAL 1,00,000 Equity Shares of Rs. 10/- each.	1.00	1.00	1.00
		1	1	1
2	ISSUED, SUBSCRIBED & PAID UP CAPITAL Paid up Share capital by allotment 1,00,000 Equity Shares of Rs. 10/- each, Fully	1.00	1.00	1.00
	Details of Shareholders holding more than 5% shares			
	1. Amar Sahijram Dulhani	No. of Shares 10,000 Percentage 10.00%	10,000 10.00%	10,000 10.00%
	2. Anil Sahijram Dulhani	No. of Shares - Percentage 0.00%	10,000 10.00%	10,000 10.00%
	3. Dinesh Sevakram Dulhani	No. of Shares 5,000 Percentage 5.00%	5,000 5.00%	5,000 5.00%
	4. Gulshan Sevakram Dulhani	No. of Shares 5,000 Percentage 5.00%	5,000 5.00%	5,000 5.00%
	5. Mahesh Sajandas Dulhani	No. of Shares 10,000 Percentage 10.00%	10,000 10.00%	10,000 10.00%
	6. Nikhil Shankarlal Dulhani	No. of Shares 5,000 Percentage 5.00%	5,000 5.00%	-
	7. Rajesh Sujandas Dulhani	No. of Shares 10,000 Percentage 10.00%	10,000 10.00%	10,000 10.00%
	8. Tushar Shankarlal Dulhani	No. of Shares 5,000 Percentage 5.00%	5,000 5.00%	10,000 10.00%
	9. Tejas Mahesh Dulhani	No. of Shares 5,000 Percentage 5.00%	10,000 10.00%	10,000 10.00%
	10. Shankarlal Laxmandas Dulhani	No. of Shares 10,000 Percentage 10.00%	10,000 10.00%	10,000 10.00%
	11. Shevakram Laxmandas Dulhani	No. of Shares 5,000 Percentage 5.00%	5,000 5.00%	5,000 5.00%
	12. Sujandas Laxmandas Dulhani	No. of Shares 5,000 Percentage 5.00%	10,000 10.00%	10,000 10.00%
	13. Vinod Shevakram Dulhani	No. of Shares 5,000 Percentage 5.00%	5,000 5.00%	5,000 5.00%
	14. Koushibai Sahijram Dulhani	No. of Shares 10,000 Percentage 10.00%	10,000 10.00%	-
	15. Gaurav Mahesh Dulhani	No. of Shares 5,000 Percentage 5.00%	5,000 5.00%	-
	16. Aryan Rajesh Dulhani	No. of Shares 5,000 Percentage 5.00%	5,000 5.00%	-
		1,00,000	1,00,000	1,00,000
	During the year 2021-2022, shareholding of Nikhil Shankarlal Dulhani has increased by 100% and Tushar Shankarlal Dulhani has decreased by 50%			
	During the year 2022-2023, shareholding of Anil Sahijram Dulhani has decreased by 100%, shareholding of Tejas Mahesh Dulhani has decreased by 50%, shareholding of Sujandas Laxmandas Dulhani has decreased by 50%			
	During the year 2022-2023, shareholding of Koushibai Sahijram Dulhani has increased by 100%, shareholding of Gaurav Mahesh Dulhani has increased by 50%, shareholding of Aryan Rajesh Dulhani has increased by 50%,			
	Reconciliation of number of shares outstanding	No of Shares	No of Shares	No of Shares
	Equity Shares at the beginning of the Year	1,00,000	1,00,000	1,00,000
	Add :- Shares Issued during the year	-	-	-
	Less :- Shares brought back during the year	-	-	-
	Equity Shares at the end of the Year	1,00,000	1,00,000	1,00,000



Saraswati Saree Depot Ltd

Notes Forming Integral Part of the Restated Statement of Assets and Liabilities

Details of Shares held by promoters and promoter group							
Sr No	Name	31.03.2023		31.03.2022		31.03.2021	
		No of Shares	% of Total Shares	No of Shares	% of Total Shares	No of Shares	% of Total Shares
1	Amar Sahjram Dulhani	10,000	10.00%	10,000	10.00%	10,000	10.00%
2	Anil Sahjram Dulhani	-	0.00%	10,000	10.00%	10,000	10.00%
3	Dinesh Sevakram Dulhani	5,000	5.00%	5,000	5.00%	5,000	5.00%
4	Gulshan Sevakram Dulhani	5,000	5.00%	5,000	5.00%	5,000	5.00%
5	Mahesh Sajandas Dulhani	10,000	10.00%	10,000	10.00%	10,000	10.00%
6	Nikhil Shankarlal Dulhani	5,000	5.00%	5,000	5.00%	-	0.00%
7	Rajesh Sujandas Dulhani	10,000	10.00%	10,000	10.00%	10,000	10.00%
8	Tushar S Dulhani	5,000	5.00%	5,000	5.00%	10,000	10.00%
9	Tejas Mahesh Dulhani	5,000	5.00%	10,000	10.00%	10,000	10.00%
10	Shankarlal Laxmandas Dulhani	10,000	10.00%	10,000	10.00%	10,000	10.00%
11	Shevakram Laxmandas Dulhani	5,000	5.00%	5,000	5.00%	5,000	5.00%
12	Sujandas Laxmandas Dulhani	5,000	5.00%	10,000	10.00%	10,000	10.00%
13	Vinod Shevakram Dulhani	5,000	5.00%	5,000	5.00%	5,000	5.00%
14	Koushibai Sahjram Dulhani	10,000	10.00%				
15	Gaurav Mahesh Dulhani	5,000	5.00%				
16	Aryan Rajesh Dulhani	5,000	5.00%				
Total		1,00,000	100%	1,00,000	100%	1,00,000	100%



Saraswati Saree Depot Ltd

Notes Forming Integral Part of the Restated Statement of Assets and Liabilities

Details of Other Equity as restated

Sr. No	Particulars	Annexure 11		
		31.03.2023	31.03.2022	31.03.2021
1	Surplus (Profit & Loss Account)			
	Opening Balance			
	Add :- Profit for the Year	123.08	0.00	-
	Less :- Transfer to General Reserve	229.74	123.08	0.00
	Less :Fixed Assets Written off			
	Closing Balance	352.82	123.08	-
				0.00
	Total in `	352.82	123.08	-

Details of Short Term Borrowings as Restated

Sr. No	Particulars	Annexure 12		
		31.03.2023	31.03.2022	31.03.2021
	UNSECURED LOANS			
1	Loan Repayable on Demand			
	- From Bank			
	a. I C I C I BANK LTD 640305054833: Overdrawn	-	14.82	-
	b. H D F C BANK 50200056693653: Overdrawn	9.12	-	-
	c. HDFC BANK AC 50200059136160: Overdrawn	2.55	-	-
	- From Other Parties			
2	Loans & Advances From Directors	174.95	294.67	-
3	Loans & Advances From Directors' Relatives	227.67	356.69	-
	1.1 Rate of Interest	6%/15%	6%/15%	-
	1.2 Terms of Repayment			
	Repayable on Demand			
	Total in `	414.29	666.18	-



Saraswati Saree Depot Ltd

Notes Forming Integral Part of the Restated Statement of Assets and Liabilities

Details of Trades Payables as Restated

Annexure 13

Sr. No	Particulars	31.03.2023	31.03.2022	31.03.2021
	<u>-Sundry Creditors for Materiel/Supplies:</u>	1,084.54	882.00	-
	<u>-Sundry Creditors for Services:</u>	-	-	-
	a) The Trade Payables include Rs. NIL due to Creditors Registered with the Micro, Small and Medium Enterprises Development Act 2006 (MSME)			
	b) No Interest is paid / payable during the year to Micro, Small & Medium Enterprises			
	c) The above information has been determined to the extent such parties could be identified on the basis of information available with the Co. regarding the status of suppliers under the MSME			
	Total in `	1,084.54	882.00	-

Details of Other Current Liabilities-Financial as Restated

Annexure 14

Sr. No	Particulars	31.03.2023	31.03.2022	31.03.2021
1	Employee Profession Tax			
2	ESI Payable	0.02	0.01	-
3	Provident Fund Payable	0.06	0.04	-
4	TDS Payable	0.09	0.02	-
5	TCS Payable	24.08	25.16	-
		0.12	-	-
	Total in `	24.36	25.24	-

Details of Short Term Provisions as Restated

Annexure 15

Sr. No	Particulars	31.03.2023	31.03.2022	31.03.2021
	Provision for Employee Benefits			
1	Salary Payable	1.95	0.85	-
	Others			
2	Audit Fees	-	-	-
3	Pre-operative Expenses Payable	0.45	0.45	0.00
4	Provision for Telephone/Mobile Bill	-	-	0.03
5	Provision for Electricity Charges	0.02	0.01	-
6	Utsav Discount Payable	0.07	-	-
7	Provision for CSR Expenses	4.19	-	-
		1.65	-	-
	Total in `	8.32	1.32	0.03

Details of Current Tax Liabilities (Net)

Annexure 16

Sr. No	Particulars	31.03.2023	31.03.2022	31.03.2021
1	Provision for Taxation	78.98	41.81	-
Less:	Advance Tax paid	75.77	41.32	-
	Total in `	3.21	0.49	-




Saraswati Saree Depot Ltd

Details of Property, Plant and Equipment as Restated

Annexure 1

	Computer	Computer Software	Vehicles	Plant & Machinery	Furniture	Total
Gross Block						
As on 01/04/2020						
Addition /(Deletion)	-	-	-	-	-	-
As on 31/03/2021	-	-	-	-	-	-
Addition /(Deletion)	1.58	2.51	0.47	6.93	26.37	37.85
As on 31/03/2022	1.58	2.51	0.47	6.93	26.37	37.85
Addition /(Deletion)	0.70	1.82	-	2.10	4.10	8.72
As on 31/03/2023	2.28	4.33	0.47	9.03	30.46	46.57
Accumulated Depreciation						
As on 01/04/2020						
Addition (Deletion)						
As on 31/03/2021	-	-	-	-	-	-
Addition (Deletion)	0.58	0.37	0.06	0.74	4.23	5.98
As on 31/03/2022	0.58	0.37	0.06	0.74	0.06	0.06
Addition (Deletion)	0.73	1.37	0.13	1.33	4.18	5.92
As on 31/03/2023	1.31	1.74	0.19	2.07	6.38	9.94
Net Block						
As at 31/03/2021	-	-	-	-	-	-
As at 31/03/2022	1.00	2.14	0.41	6.19	22.19	31.93
As at 31/03/2023	0.98	2.59	0.28	6.96	19.90	30.71



Saraswati Saree Depot Ltd

Notes Forming Integral Part of the Restated Statement of Assets and Liabilities

Details of Investments-Non Current as Restated

Sr. No	Particulars	Annexure 2		
		31.03.2023	31.03.2022	31.03.2021
1	Unquoted - Considered good: Investment in Partnership Firm- Saraswati Saree Depot Ahmednagar	35.00	-	-
	Total in `	35.00	-	-

Details of Other Financial Assets-Non Current as Restated

Sr. No	Particulars	Annexure 3		
		31.03.2023	31.03.2022	31.03.2021
1	Insurance Claim			
2	Income Tax Refund Receivable	0.05	0.05	-
	Total in `	2.28	-	-
		2.33	0.05	

Details of Other Non Current Assets as Restated

Sr. No	Particulars	Annexure 4		
		31.03.2023	31.03.2022	31.03.2021
1	Pre-operative Expenses			
	Less: Written Off	-	0.03	0.03
	Total in `	-	0.03	-
		-	-	0.03

Details of Inventories as Restated


Sr. No	Particulars	Annexure 5		
		31.03.2023	31.03.2022	31.03.2021
1	Raw Material			
2	Work-in-Progress	-	-	-
3	Stock in Trade			
	Total in `	928.05	757.50	-
		928.05	757.50	-

Details of Trade Receivables as Restated

Sr. No	Particulars	Annexure 6		
		31.03.2023	31.03.2022	31.03.2021
1	Outstanding for more than six months			
	a) Secured, Considered Good :	40.93	-	-
	b) Unsecured, Considered Good :			
	c) Doubtful			
2	Others			
	a) Secured, Considered Good :	615.56	688.25	-
	b) Unsecured, Considered Good :			-
	c) Doubtful			-
	Impairment for Trade Receivable under			
Less:	expected credit loss	-	-	-
	Total in `	656.49	688.25	-

Notes:

1. Trade receivables has been taken as certified by the management of the company.
2. Provisioning for expected credit loss has been done as per the guidance of Ind AS 109.
3. For details of Trade Receivables with related party, refer note no. XXV Related Party disclosure.
4. Trade receivables are generally non interest bearing.
5. Movement in expected credit loss allowance of trade receivable



Saraswati Saree Depot Ltd

Sr. No	Particulars	31.03.2023	31.03.2022	31.03.2021
1	Balance at the beginning of the period	-	-	-
2	Additions during the period	-	-	-
	Total	-	-	-

Details of Cash & Cash Equivalent as Restated


		Annexure 7		
Sr. No	Particulars	31.03.2023	31.03.2022	31.03.2021
1	Cash-in-Hand			
	Cash Balance			
	Sub Total (A)	5.84	4.32	-
		5.84	4.32	-
2	Bank Balance			
	JANATA SAHKARI BANK LTD PUNE			
	H D F C BANK 50200056693653	0.05	0.09	0.00
	HDFC BANK A/C. 50200057439310	-	12.07	1.00
	HDFC BANK AC 50200059136160	2.57	0.22	-
	HDFC BANK SWIPE MID. 41506160	-	20.08	-
	ICICI BANK LTD 640305054833	-	0.02	-
	ICICI BANK 640305054865	31.40	-	-
	ICICI BANK SWIPE MID 95684308	1.70	0.56	-
	ICICI BANK C/A 640305055295	-	0.09	-
	UPI BANK RECIEPT	0.12	-	-
		-	0.00	-
3	Other Bank Balances			
	In Short term Fixed Deposits with Banks	148.80	134.87	-
	Sub Total (B)	184.65	168.00	1.00
		184.65	168.00	1.00
	Total [A + B + C]	190.49	172.32	1.00

Details of Other Financial Assets-Current as Restated

		Annexure 8		
Sr. No	Particulars	31.03.2023	31.03.2022	31.03.2021
1	Loans & Advances to related parties			
	Unsecured, Considered Good :			
		-	-	-
2	Loans & Advances to Others -Short term			
	Unsecured, Considered Good :			
	Advances to suppliers	1.12	4.03	-
	<u>c) Doubtful</u>	-	-	-
3	Interest Accrued	0.08	-	-
	Total in	1.20	4.03	-

Details of Other Current Assets as Restated

		Annexure 9		
Sr. No	Particulars	31.03.2023	31.03.2022	31.03.2021
1	TDS Receivable			
2	TCS Receivable	1.00	0.35	-
3	GST Balance	0.17	2.42	-
4	Prepaid Expenses	41.37	41.84	-
	Total in	44.26	45.23	-



Saraswati Saree Depot Ltd

Trade Payables Ageing Schedule 2022-23 Annexure 13A

Particulars	Outstanding for following periods from due date of				Total
	Less Than 1 Year	1-2 Years	2-3 Years	More Than 3 Years	
i) MSME	-	-	-	-	-
ii) Others	1,084.54	-	-	-	-
iii) Disputed Dues -					1,084.54
MSME	-	-	-	-	-
Others	-	-	-	-	-
Total					1,084.54

Trade Payables Ageing Schedule 2021-22 Annexure 13A


Particulars	Outstanding for following periods from due date of				Total
	Less Than 1 Year	1-2 Years	2-3 Years	More Than 3 Years	
i) MSME	-	-	-	-	-
ii) Others	882.00	-	-	-	-
iii) Disputed Dues -					882.00
MSME	-	-	-	-	-
Others	-	-	-	-	-
Total					882.00

Trade Receivables Ageing Schedule 2022-23 Annexure 6A

Particulars	Outstanding for following periods from due date of payment/ date					Total
	Less Than 6m	6 Months-1 Year	1-2 Years	2-3 Years	3 Years and above	
i) Undisputed Considered Good	615.56	27.66	13.27			656.49
ii) Undisputed Considered Doubtful	-	-				-
iii) Disputed Considered Good	-	-				-
iv) Disputed Considered Doubtful	-	-				-

Trade Receivables Ageing Schedule 2021-22 Annexure 6A

Particulars	Outstanding for following periods from due date of payment/ date					Total
	Less Than 6m	6 Months-1 Year	1-2 Years	2-3 Years	3 Years and above	
i) Undisputed Considered Good	688.25	-				688.25
ii) Undisputed Considered Doubtful	-	-				-
iii) Disputed Considered Good	-	-				-
iv) Disputed Considered Doubtful	-	-				-




Annexure No. 27 Related Party Transactions

Details of transactions with and Balances outstanding with KMP and Directors

Name of related party	Nature of transaction	March, 2023		March, 2022	
		Transaction Value	Outstanding Balance	Transaction Value	Outstanding Balance
MAHESH SAJANDAS DULHANI	Remuneration paid	4.00		2.89	
	Remuneration paid	3.00		2.71	
NIKHIL SHANKARLAL DULHANI	Interest paid	2.19		0.75	
	Rent paid	6.80		6.20	
	Advance taken			50.00	
	Advance repaid	15.10		6.03	
	Balance of advance taken		31.52		44.64
RAJESH SUJANDAS DULHANI	Remuneration paid	4.00		4.74	
	Interest paid	1.91		1.78	
	Advance taken			41.97	
	Advance repaid			11.70	
	Balance of advance taken		33.59		31.87
SHANKARLAL LAXMANDAS DULHANI	Remuneration paid	4.00		4.11	
	Interest paid	0.38		1.11	
	Advance taken			28.19	
	Advance repaid	13.45		15.00	
	Balance of advance taken		1.07		14.18
VINOD SHEVAKRAM DULHANI	Remuneration paid	7.60		4.55	
RUCHIKA GHEEYA	Remuneration paid	0.02		-	

Details of transactions with and Balances outstanding with relatives of KMP and Directors

Name of related party	Nature of transaction	March, 2023		March, 2022	
		Transaction Value	Outstanding Balance	Transaction Value	Outstanding Balance
AMAR SAHIJRAM DULHANI	Advance Taken	10.00		15.00	
	Advance repaid	4.76		0.03	
	Remuneration paid	3.40		2.04	
	Interest paid	0.80		0.13	
	Balance of advance taken		21.08		15.12
ANIL SAHIJRAM DULHANI	Remuneration paid	3.30		4.82	
AMIT SAHIJRAM DULHANI	Advance Taken	10.00		20.00	
	Advance repaid	21.31			
	Remuneration paid	3.30		3.61	
	Interest paid	1.18		0.67	
	Balance of advance taken		10.36		20.60
ARYAN RAJESH DULHANI	Advance Taken	-		18.46	
	Advance repaid	19.39		0.66	
	Remuneration paid	2.00		6.30	
	Interest paid	1.01		0.75	
	Balance of advance taken		-	18.48	
DINESH SHEVAKRAM DULHANI	Advance Taken	-		74.20	
	Advance repaid	17.50		42.50	
	Remuneration paid	7.60		4.78	
	Interest paid	1.42		1.88	
	Balance of advance taken		17.17		33.39
GAURAV MAHESH DULHANI	Advance Taken	-		10.00	
	Advance repaid	-			
	Remuneration paid	2.00		4.16	
	Interest paid	0.62		0.29	
	Balance of advance taken		10.82		10.26
GULSHAN SHEVAKRAM DULHANI	Advance Taken	-		59.47	
	Advance repaid	41.00			
	Remuneration paid	7.60		4.43	
	Interest paid	2.14		1.53	
	Balance of advance taken		21.80		60.87
SAJAN LAXMANDAS DULHANI	Advance Taken	1.45		17.85	
	Advance repaid	20.93			
	Remuneration paid	2.00		4.87	
	Interest paid	1.06		0.74	



	Balance of advance taken		-		18.52
SHEVAKRAM DULHANI	Remuneration paid	7.60		4.21	
	Advance Taken	-		25.50	
SUJANDAS L DULHANI	Advance repaid	20.00			
	Remuneration paid	4.00		4.42	
	Interest paid	1.04		1.17	
	Balance of advance taken		7.49		26.56
TEJAS MAHESH DULHANI	Advance Taken	-		34.40	
	Advance repaid	15.00		1.15	
	Remuneration paid	2.00		5.76	
	Interest paid	1.68		1.57	
	Balance of advance taken		26.12		34.66
TUSHAR DULHANI	Advance Taken	-		32.10	
	Advance repaid	20.00			
	Remuneration paid	3.00		5.39	
	Interest paid	1.91		1.42	
	Balance of advance taken		15.10		33.38
ISHAAN DULHANI	Remuneration paid	7.60		6.37	
	Interest paid				
PRAKASH DULHANI	Sale	76.27		59.05	
AAROHI GAURAV DULHANI	Advance Taken	10.00			
	Advance repaid	0.06			
	Interest paid	0.46			
	Balance of advance taken		10.36		
AASHNA GULSHAN DULHANI	Advance Taken	-		15.00	
	Advance repaid	17.57			
	Interest paid	1.06			
	Balance of advance taken		-		16.61
BANI TUSHAR DULHANI	Advance Taken	10.00			
	Advance repaid	0.05			
	Interest paid	0.46			
	Balance of advance taken		10.37		
BHAVIKA RAJESH DULHANI	Advance Taken	-		18.00	
	Advance repaid	1.00			
	Interest paid	1.33			
	Balance of advance taken		20.06		19.86
DEENAL NIKHIL DULHANI	Advance Taken	-		11.50	
	Advance repaid	-			
	Interest paid	0.89			
	Balance of advance taken		13.54		12.74
HARSHA DINESH DULHANI	Advance Taken	-		20.00	
	Advance repaid	0.13			
	Interest paid	1.54			
	Balance of advance taken		23.31		22.05
KAMAYA ANIL DULHANI	Advance Taken	-		15.00	
	Advance repaid	0.06			
	Interest paid	1.16			
	Balance of advance taken		17.54		16.55
KANTA SHANKARLAL DULHANI	Advance Taken	10.00		32.30	
	Advance repaid	36.49		10.00	
	Interest paid	1.99			
	Balance of advance taken		-		24.69
KASAK AMIT DULHANI	Advance Taken	-		16.00	
	Advance repaid	0.15		0.06	
	Interest paid	1.24			
	Balance of advance taken		18.62		17.66
KOUSHIBAI SAHIJRAM DULHANI	Advance Taken	-		38.00	
	Advance repaid	22.75		19.00	
	Interest paid	1.38			
	Balance of advance taken		-		21.51
MAHAK AMAR DULHANI	Advance Taken	-		17.00	
	Advance repaid	0.05			
	Interest paid	1.31			
	Balance of advance taken		19.89		18.76
PAYAL VINOD DULHANI	Advance Taken	-		18.50	
	Advance repaid	-			
	Interest paid	1.43			
	Balance of advance taken		21.78		20.49
	Advance Taken	-		22.50	



RAJIDEVI SUJANDAS DULHANI	Advance repaid	26.36			
	Interest paid	1.60			
	Balance of advance taken		-		24.92
RANIBAI SAJANDAS DULHANI	Advance Taken	-		21.50	
	Advance repaid	-		0.40	
	Interest paid	1.64			
RATKA MAHESHLAL DULHANI	Balance of advance taken		24.86		23.38
	Advance Taken	-		19.50	
	Advance repaid	-			
SHULIBAI SHEVAKRAM DULHANI	Interest paid	1.51			
	Balance of advance taken		22.96		21.60
	Advance Taken	-		22.50	
KHUSHBOO JESWANI	Advance repaid	25.96		0.35	
	Interest paid	1.57			
	Balance of advance taken		-		24.55
	Balance of advance taken		1.56		1.48
	Remuneration paid	1.30		0.65	
	Interest paid	0.09		0.00	

Details of transactions with and Balances outstanding with entities in which KMP and Directors exercise significant influence

Name of related party	Nature of transaction	March, 2023		March, 2022	
		Transaction Value	Outstanding Balance	Transaction Value	Outstanding Balance
SARASWATI FABRIC PVT LTD	Purchases	60.21		68.69	
	Sale of fixed assets			1.07	
	Sale			0.00	
SARASWATI SADI DEPOT	Rent paid	42.18		44.24	
	Purchases	1.27		531.89	
	Electricity charges (Solar)	6.17		4.91	
	Sale			1.56	
RIDDHI CURTAINS AND HANDLOOM HOUSE	Purchases			0.03	
HARIOM CREATIONS	Purchases			158.22	



Saraswati Saree Depot Ltd

Financial Ratios

Particulars	1-Apr-2022 to 31-Mar-2023	1-Apr-2021 to 31-Mar-2022	1-Apr-2020 to 31-Mar-2021	% CHANGE Mar 23 vs Mar 22	REASONS	% CHANGE Mar 22 vs Mar 21	REASONS
Current Ratio	1.19	1.06	36.36	12.07%	NA	-97.09%	Note (e)
Debt-Equity Ratio	1.17	5.37	-	-78.19%	Note (a)		Note (e)
Debt Service Coverage Ratio	NA	NA	NA		NA		
Return on Equity Ratio	0.96	1.97	-0.01	-51.15%	Note (a)		Note (e)
Inventory Turnover Ratio	7.14	14.51	NA	-50.78%	Note (b)		Note (e)
Trade Receivable Turnover Ratio	8.95	15.97	NA	-43.95%	Note (c)		Note (e)
Trade Payable Turnover Ratio	5.52	12.88	NA	-57.15%	Note (d)		Note (e)
Net Capital Turnover Ratio	21.06	59.67	NA	-64.71%	Note (a) and Note (e)		Note (e)
Net Profit Ratio	0.05	0.03	NA	70.72%	Note (a)		Note (e)
Return on Capital Employed	0.98	1.69	0.00	-42.02%	Note (a)		Note (e)
Return on Investment	NA	NA	NA				Note (e)

Notes

- Increased earnings on account of overall business growth through margin improvement.
- Increase in closing inventory on account of future orders
- Increase in Average Trade receivables (The Company did not have trade receivables as on 31st March 2021)
- Increase in Average Trade payables (The Company did not have trade payables as on 31st March 2021)
- The Company is incorporated on 18/03/2021. There were no significant operations carried out in the year ended 31st March 2021



Saraswati Saree Depot Ltd
RESTATED STATEMENT OF CHANGES IN EQUITY

EQUITY SHARE CAPITAL

Sr. No	Balance at the beginning of the reporting period i.e. 01.04.2020	Changes in equity for Share Capital During the year 2020-21	Balance at the end of the reporting period i.e. 31.03.2021	Changes in equity for Share Capital During the year 2021-22	Balance at the end of the reporting period i.e. 31.03.2022	Changes in equity for Share Capital During the year 2022-23	Balance at the end of the reporting period i.e. 31.03.2023
1	-	1.00	1.00	-	1.00	-	1.00

BALANCE IN PROFIT AND LOSS ACCOUNT

Sr. No	Balance at the beginning of the reporting period i.e. 01.04.2020	Changes in equity for Share Capital During the year 2020-21	Balance at the end of the reporting period i.e. 31.03.2021	Changes in equity for Share Capital During the year 2021-22	Balance at the end of the reporting period i.e. 31.03.2022	Changes in equity for Share Capital During the year 2022-23	Balance at the end of the reporting period i.e. 31.03.2023
1	-	0.00	0.00	123.08	123.08	229.74	352.82

FOR SANJAY VHANBATTE & CO
CHARTERED ACCOUNTANTS

(Signature)

(CA. S. M. VHANBATTE)

Chartered Accountants FRN 112996W

Membership No. : 044808



FOR SARASWATI SAREE DEPOT LIMITED

(Signature)
 Shankar Dulhani
 Director
 DIN: 01810022

(Signature)
 Nikhil Dulhani
 CFO
 DIN: 06404473

(Signature)
 Mahesh Dulhani
 Director
 DIN:01810089

(Signature)
 Vinod Dulhani
 Managing Director
 DIN:09105157

(Signature)
 Ruchika Gheeya
 Company Secretary


PLACE: KOLHAPUR
 Date: 20/06/2023
 UDIN: 23044808BGUGFK7867

SARASWATI SAREE DEPOT LIMITED

Note : 24A Earnings per share

Sr. No	Particulars	₹ in Millions		
		2022-23	2021-22	2020-21
1	Net Profit as per Profit and Loss Account	229.74	123.08	0.00
	Basic and Diluted			
2	Number of equity shares outstanding at the year end (refer note 9)	1,00,000	1,00,000	1,00,000
3	Weighted average number of equity shares for the year end (A)	1,00,000	1,00,000	1,00,000
4	Impact on account of Bonus Issue (refer Note below) (B)	3,30,00,000	3,30,00,000	3,30,00,000
5	Weighted average number of equity shares after Bonus Issue (A+B)	3,31,00,000	3,31,00,000	3,31,00,000
	Earnings Per Share	6.94	3.72	0.00

Note : Pursuant to resolution passed by the Directors of the Company on June 20, 2023 and approved by the extraordinary general meeting held on June 20, 2023, the Company has allotted equity shares of face value of ₹ 10 each by way of bonus issue to its shareholders bonus shares in the ratio of 1:330. Accordingly, basic earning per share for the current year and for earlier years have been calculated / restated after considering the above bonus issue in terms of Ind AS-33 "Earnings Per Share"



SARASWATI SAREE DEPOT LIMITED

OTHER FINANCIAL INFORMATION

OTHER FINANCIAL INFORMATION AS RESTATED

Sr. No	Particulars	2022-23	2021-22	2020-21
A	Restated PAT as per statement of profit & loss (in Million)	229.74	123.08	0.00
B	Restated Earnings before Interest, Tax, Depreciation and Amortisation (Rs. In lacs) (in Million)	356.80	215.79	0.00
C	Weighted average number of equity shares at the end of the year/period	3,31,00,000	3,31,00,000	3,31,00,000
D	No. Of Equity shares at the end of the year/period (Absolute number)	3,31,00,000	3,31,00,000	3,31,00,000
E	Net Worth as restated (in Million)	353.82	124.08	1.00
F	Basic or Diluted earnings per share (A)/(C) (in Rs.)	6.94	3.72	0.00
G	Return on Net Worth (%) (A)/(E)	64.93%	99.20%	-0.27%
H	Net Asset Value per Equity share (E)/(D)	10.69	3.75	0.03
I	Nominal value per equity share (in Rs.)	10	10	10

